



Global Corruption Index

International Association of Prosecutors

October 30, 2012

Powered by The RIWI Corporation

riwi.com

1.416.205.9984





Global Corruption Index: Content

- 1. Methodology: About The RIWI Corporation**
- 2. High-level findings on country-level scores**
- 3. Comparative findings on country-level scores**
- 4. Samples of randomized questions exposed to ~400,000 people**
- 5. Some findings worth noting**

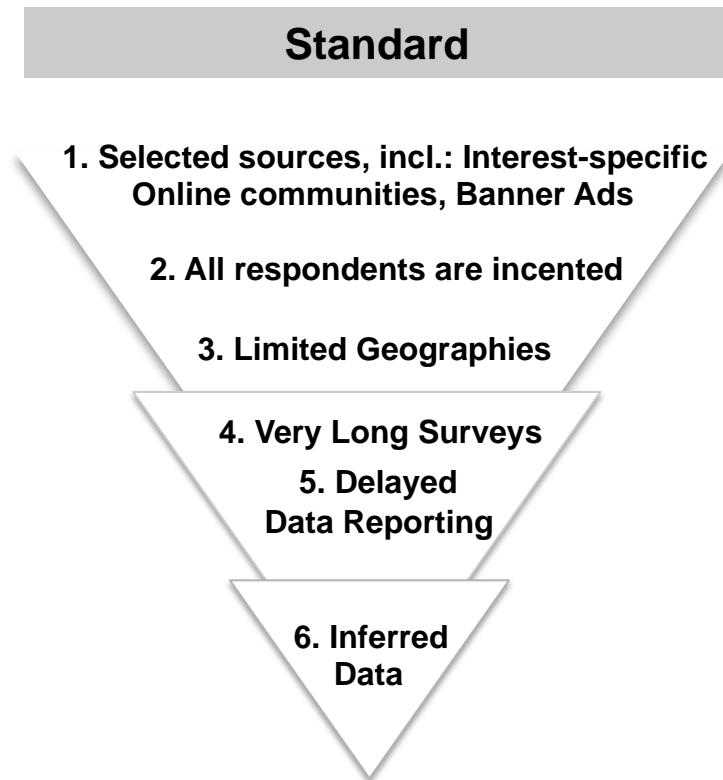
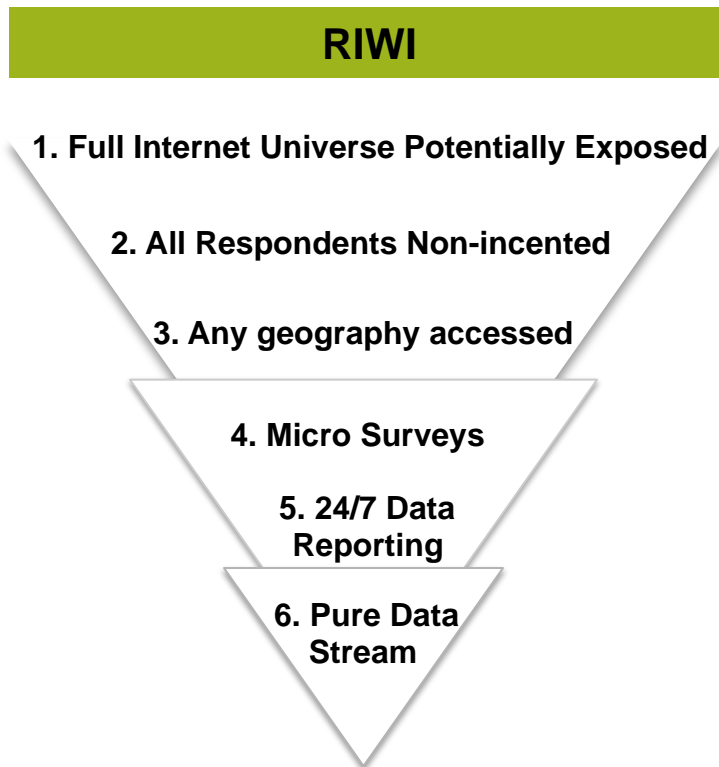


Methodology: About The RIWI Corporation

- RIWI generates huge random survey sets that are ethical and offer strong quality data.
- RIWI respondents are captured randomly on any Web-enabled device, anywhere.
- Respondents are not paid or incented. RIWI methods have been peer-reviewed in top statistical journals, are patented, are privacy-compliant, and have been shown to be representative of the Internet user population in every region of the world.
- As Internet users navigate the Web and type in a ‘nonsense’ address in the URL bar of their Web browser (e.g. “jfsdj.com) , they receive a short survey, instead of landing on a “page not found error”).
- RIWI software ensures that our data are quality-controlled daily. For example, we ensure respondents are real people and cannot answer more than once.



RIWI's Global Randomizer vs. Standard





Methodology: Biases and Limitations

- Relative frequency of Internet penetration varies per country.
- Questions were only asked in English. Respondents in non-English speaking countries therefore had lower response rates and may appear less frequently in findings.
- Although representative (~50/50%) of sex, RIWI data tend to be slightly skewed toward younger ages because of higher Internet usage among the young.
- RIWI data have “leisure bias”: e.g., where countries have relatively younger populations, such as India, there is more intensity of use of the Internet and more respondents.
- These limitations are reduced by very large RIWI sample sizes and strong response rates for RIWI surveys (~10%, with statistically similar response rates every day).

Countries that *expect* more from their officials may perform *less* well on this corruption index than countries where people expect less (“expectation bias”).



Summary of Anti-Corruption Findings

1. ~400,000 people's opinions surveyed in 190 countries, Feb. 6 – April 9, 2012
3. Ghana and Nigeria rank *worst* in perceptions of police corruption
4. China ranks *worst* in perceptions of corruption among judges
5. US ranks *best* in lack of perceived corruption among community leaders
6. Chinese are *most* aware of concern re: personal information being stolen online
7. Relative consistency across nations (~40%) in people feeling they understand how the criminal justice works in their country
8. Perception of the benefit of social media in criminal prosecution is limited.



Who accepts bribes the most?

Government workers

Business people

Judges

Prosecutors

Police

Others

Don't Know / Don't Care



If someone entered your house
at night and stole something,
would you call the police?

Yes

No

Don't Know / Don't Care



The criminal justice system is confusing.
What's the best way for prosecutors to
use the Internet and social media
like Facebook/Twitter to communicate with the public?

To help identify people to be investigated for a crime

To explain how a criminal trial works

To explain myths and facts about different crimes

To explain how to find legal resources

Don't Know / Don't Care



Are local gangs powerful?

Yes

No

Don't Know / Don't Care



Smugglers/Traffickers bring women to new countries to work for little or no money.

If caught by the police, the woman should be:

Sent back to her home country

Be allowed to stay in the new country and protected

Don't Know / Don't Care



Are you worried about someone stealing your credit card or the card information?

Yes

No

Don't Know / Don't Care



Are you worried about someone stealing private information you keep online?

Yes

No

Don't Know / Don't Care



Do you understand how the
criminal justice system works?

Yes

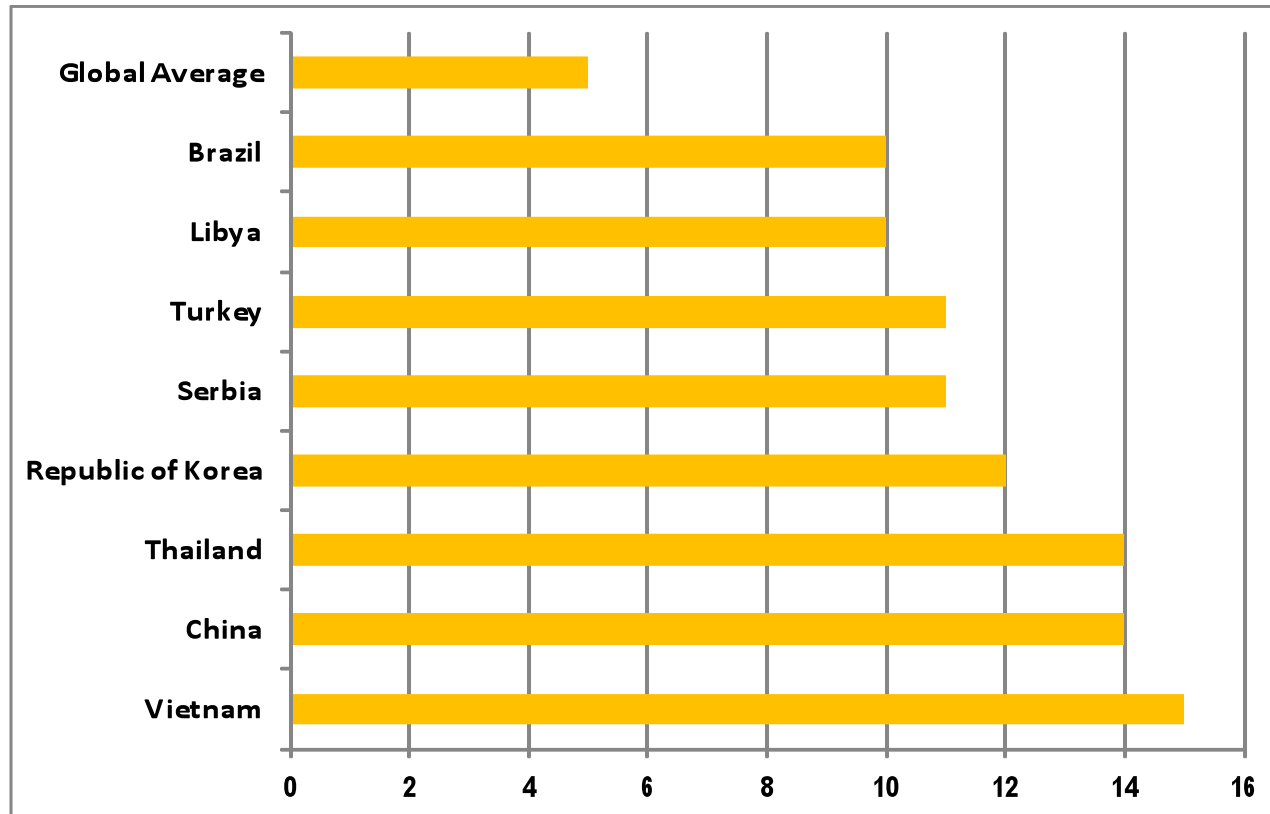
No

Don't Know / Don't Care



Global Prosecutors' Trust Index

Question: % of people that would bribe *prosecutors* the most relative to all other community leaders surveyed



%

Data run from Feb.6, 2012 to April 9, 2012. Country Samples > 150 only here.
N = 269,314 People in the World

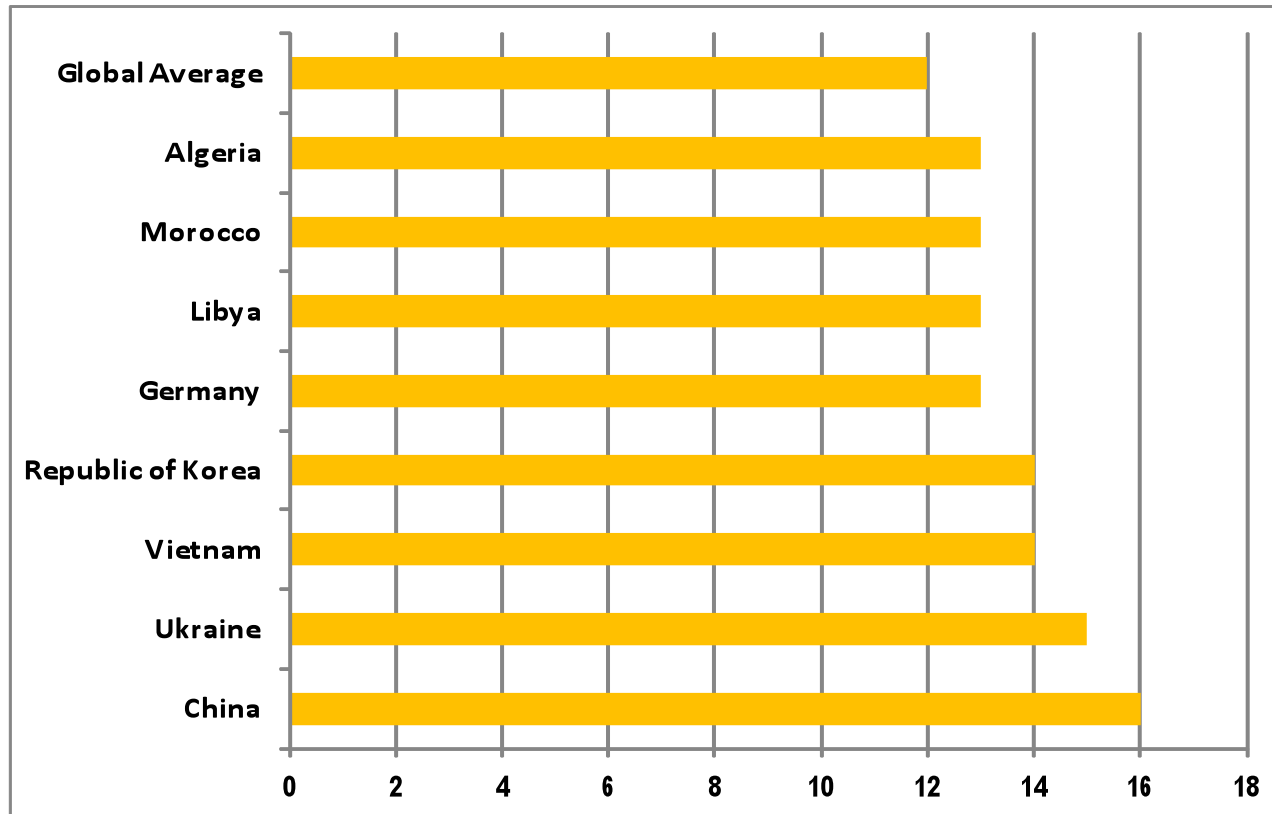
3 Strongest-Performing Nations:

- Ghana (1%)
- Nigeria (2%)
- Ireland (2%)



Global Business Trust Index

Question: % of people that would bribe *business people* the most relative to all other community leaders surveyed



%

Data run from Feb.6, 2012 to April 9, 2012. Country Samples >150 only here.
N = 269,314 People in the World

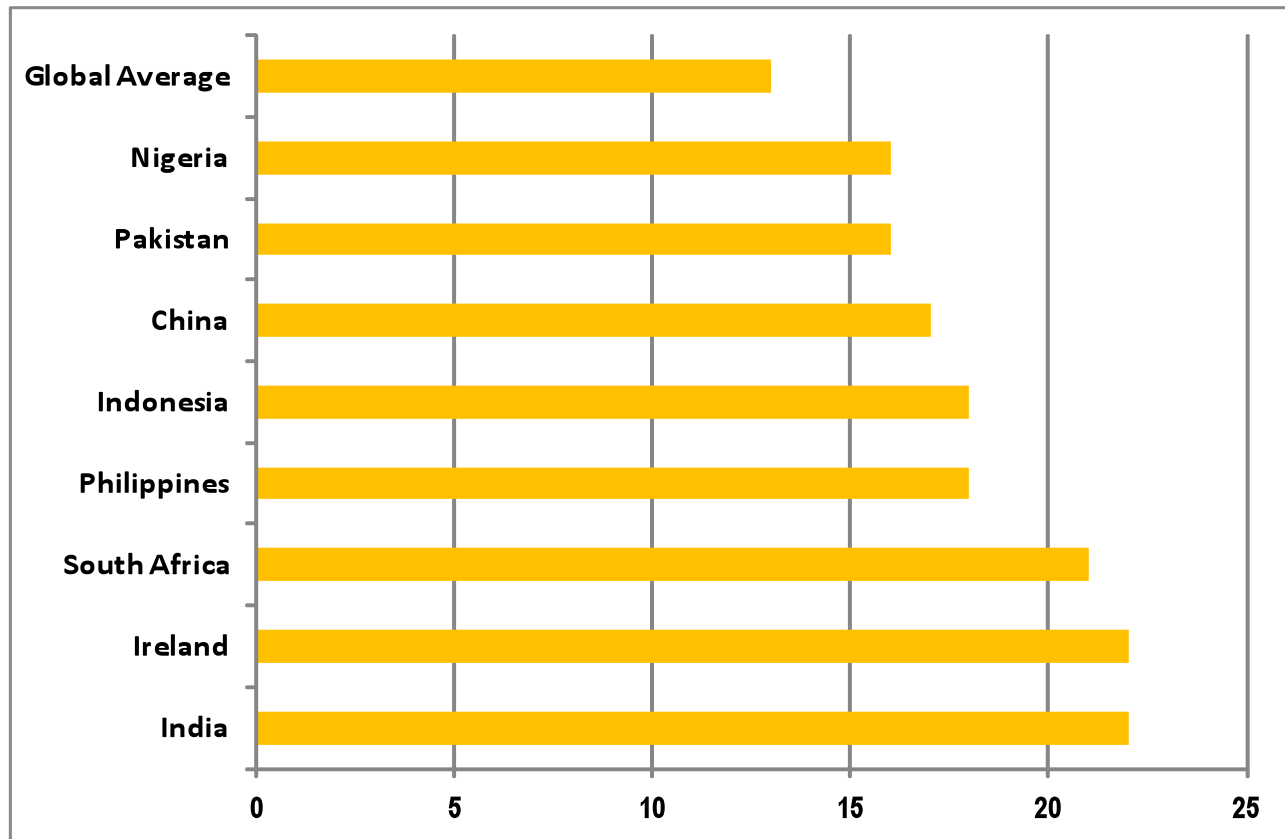
3 Strongest-Performing Nations:

- South Africa (4%)
- Nigeria (5%)
- Ghana (5%)



Global Government Workers' Trust Index

Question: % of people that would bribe *government workers* most relative to all other community leaders surveyed



%

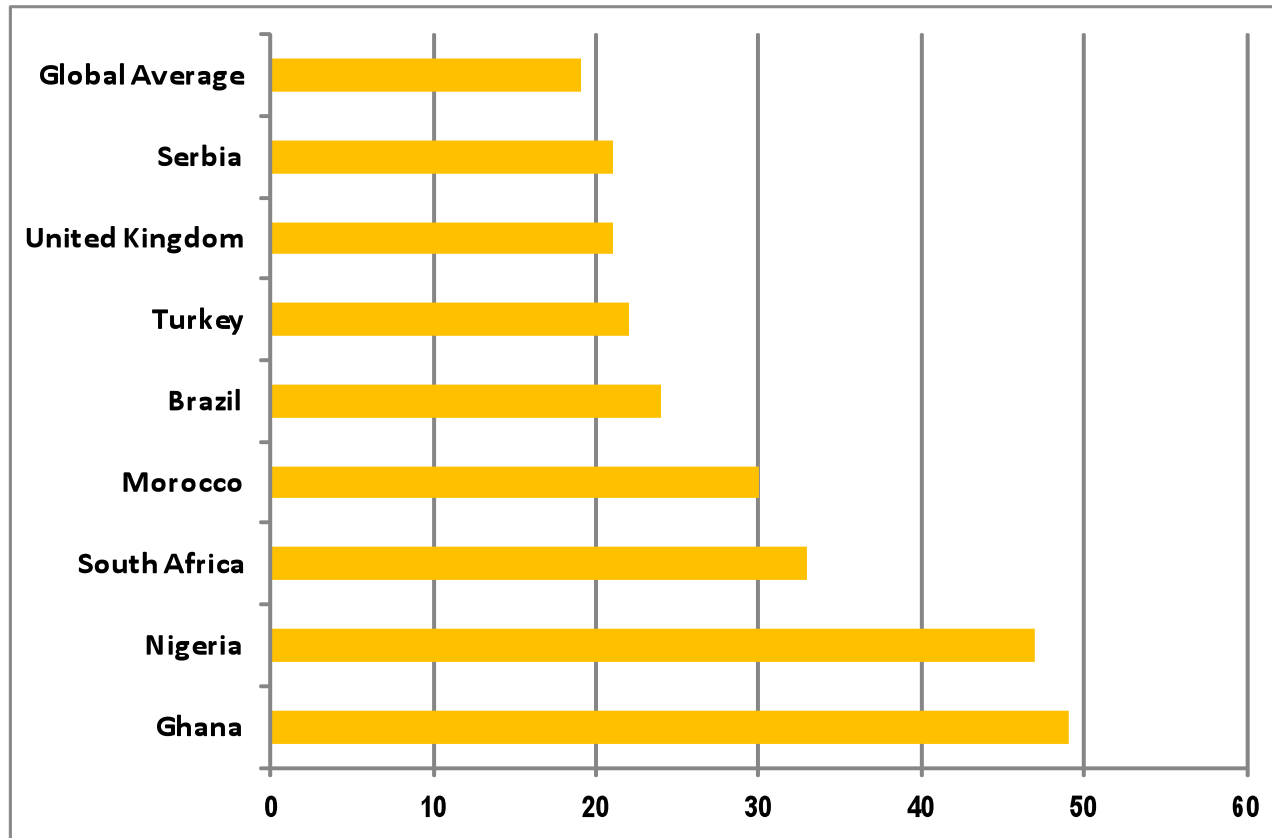
Data run from Feb.6, 2012 to April 9, 2012. Country Samples > 150 only here. N = 269,314 People in the World

3 Strongest-Performing Nations:
▪ Venezuela (6%)
▪ France (8%)
▪ Mexico (8%)



Global Police Trust Index

Question: % of people that would bribe *police* the most relative to all other community leaders surveyed



%

Data run from Feb.6, 2012 to April 9, 2012.
Country Samples >150 only here.
N = 269,314 People in the World

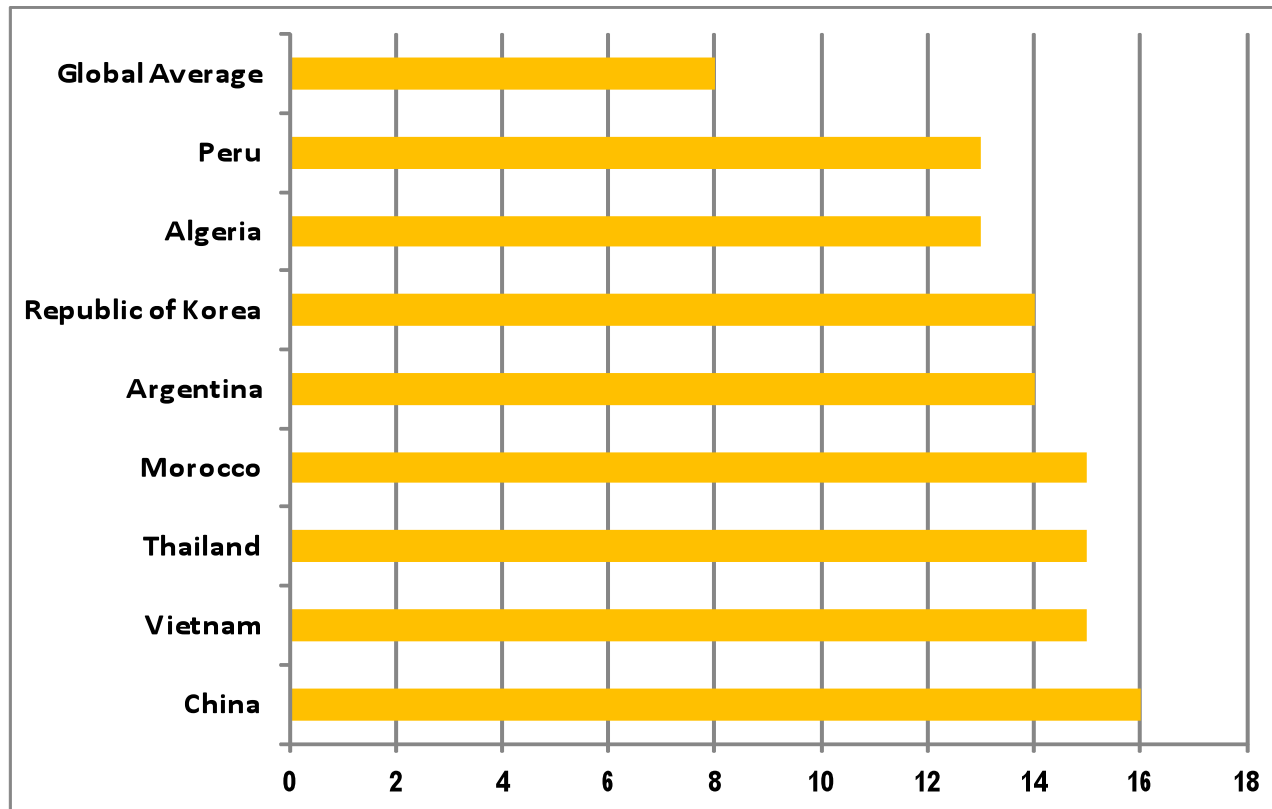
3 Strongest-Performing Nations:

- Qatar (11%)
- Libya (12%)
- Indonesia (12%)



Global Judges' Trust Index

Question: % of people that would bribe *judges* the most relative to all other community leaders surveyed



%

Data run from Feb.6, 2012 to April 9, 2012. Country Samples > 150 only here.
N = 269,314 People in the World

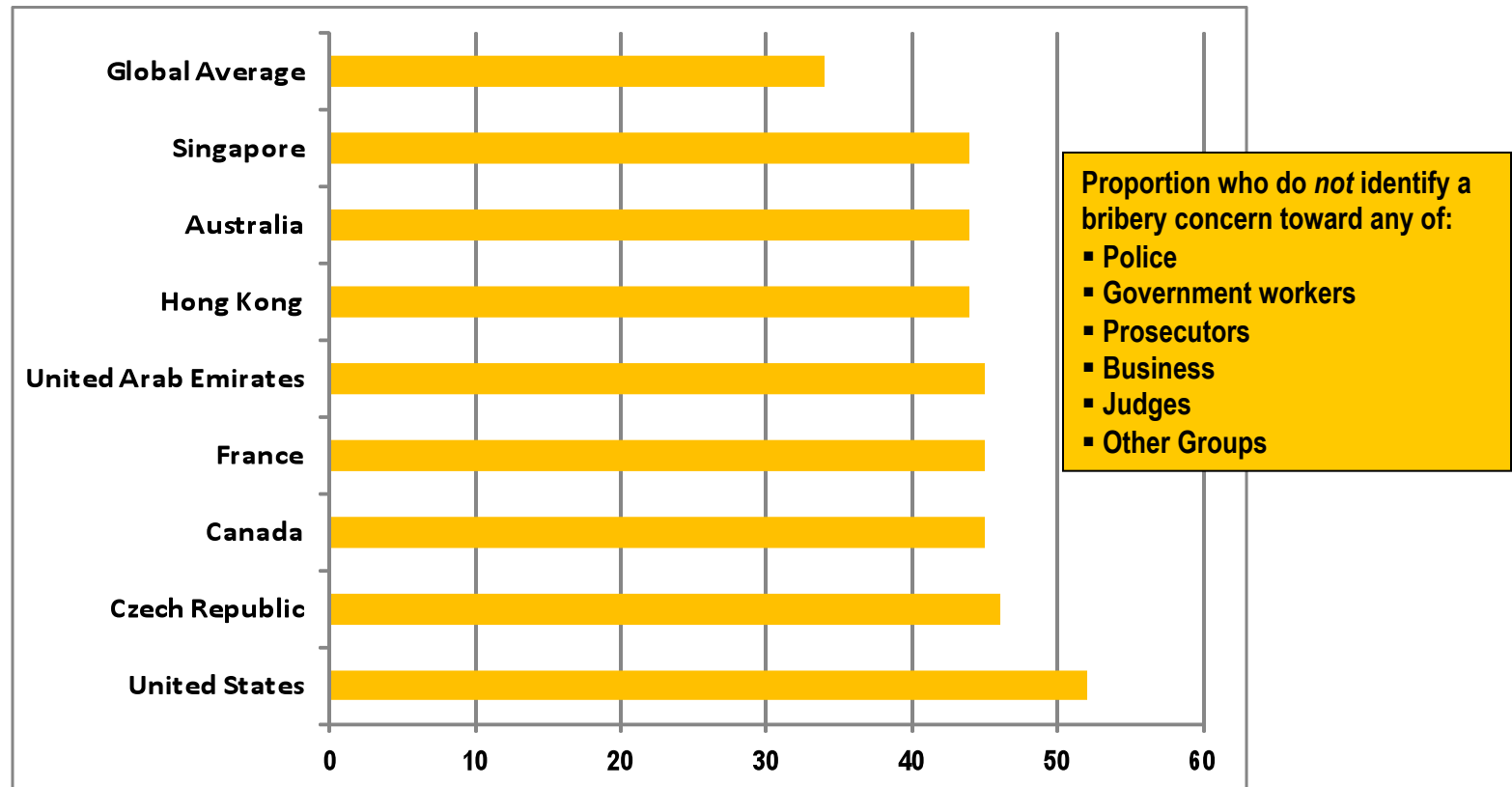
3 Strongest-Performing Nations:

- Malaysia (3%)
- South Africa (4%)
- Ghana (4%)



Highest Country-Level Trust Scores

Question: The countries in the world who have the *least* concern about bribery.



Data run from Feb.6, 2012 to April 9, 2012. Country Samples > 150 only here.
N = 269,314 People in the World

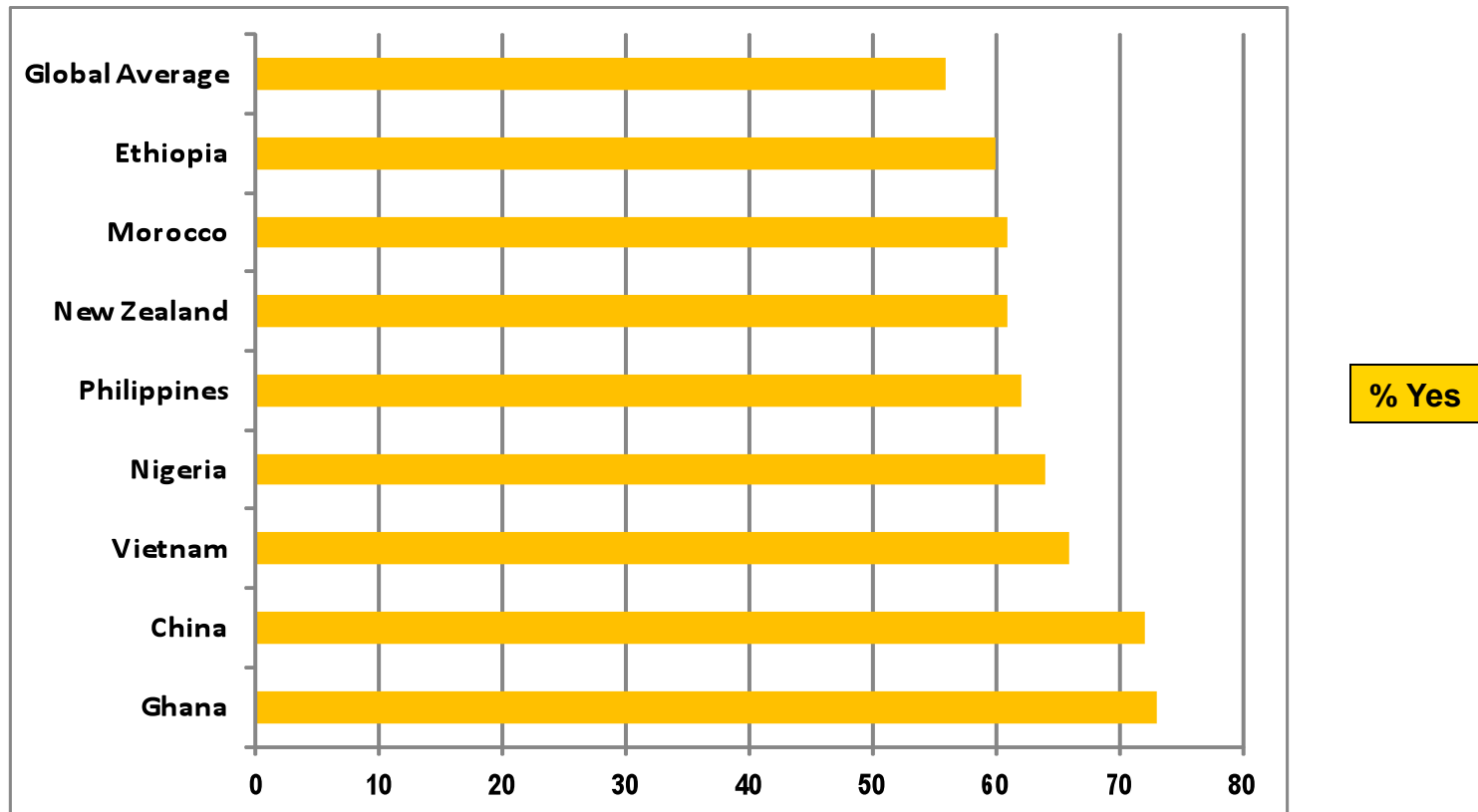
3 Highest-Performing Nations:

- United States (52%)
- Czech Republic (46%)
- Canada (45%)



Trust in Police Taking Protective Action

Question: If someone entered your house at night and stole something, would you call the police?



Data run from Feb.6, 2012 to April 9, 2012. Country Samples > 150 only here.
N = 337,094 People in the World

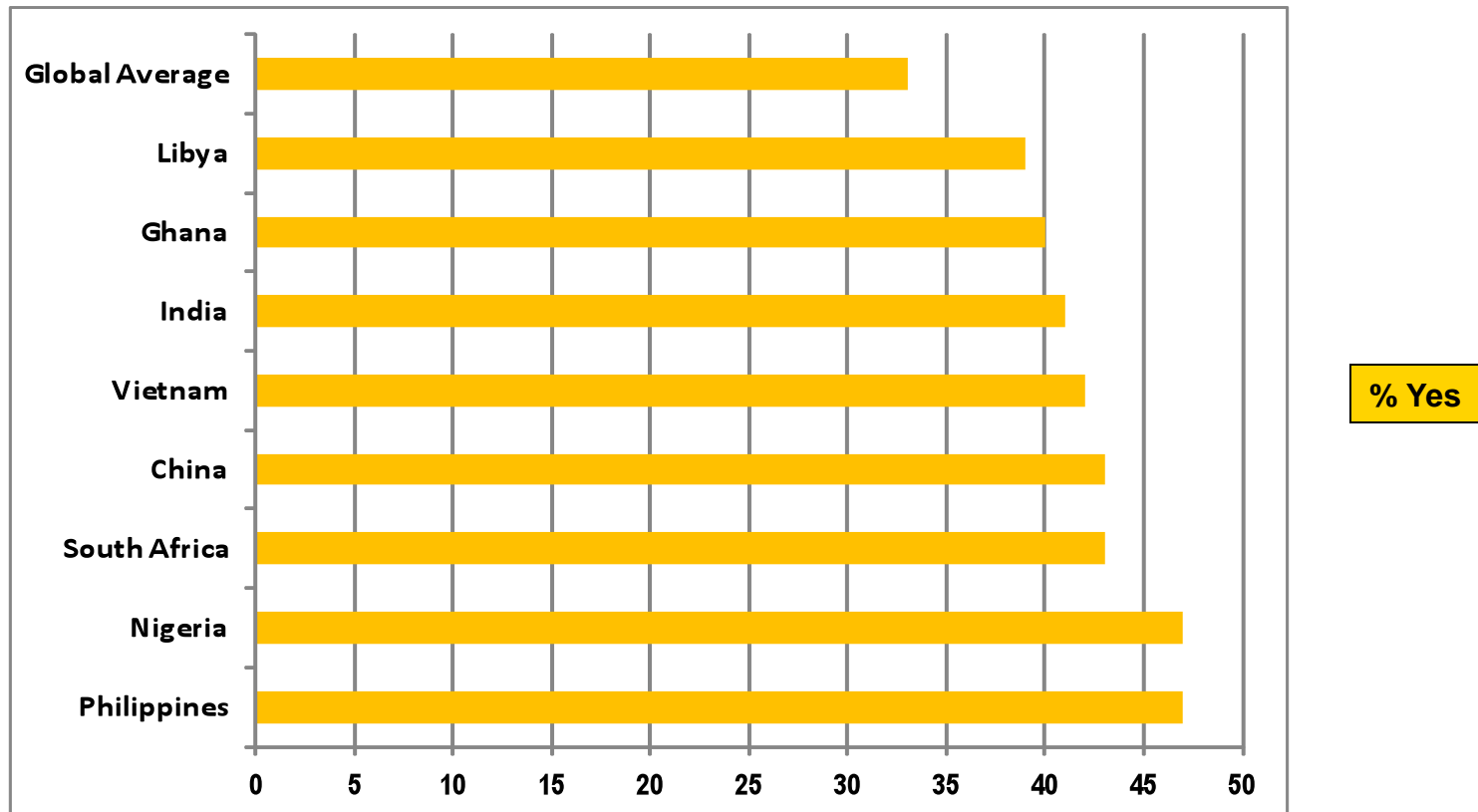
3 Lowest-Performing Nations:

- Mexico (39%)
- Argentina (39%)
- Hungary (40%)



Global Perceptions of Local Gang Influence

Question: Are local gangs powerful?



Data run from Feb.6, 2012 to April 9, 2012.
Country Samples >150 only here.
N = 372,416 People in the World

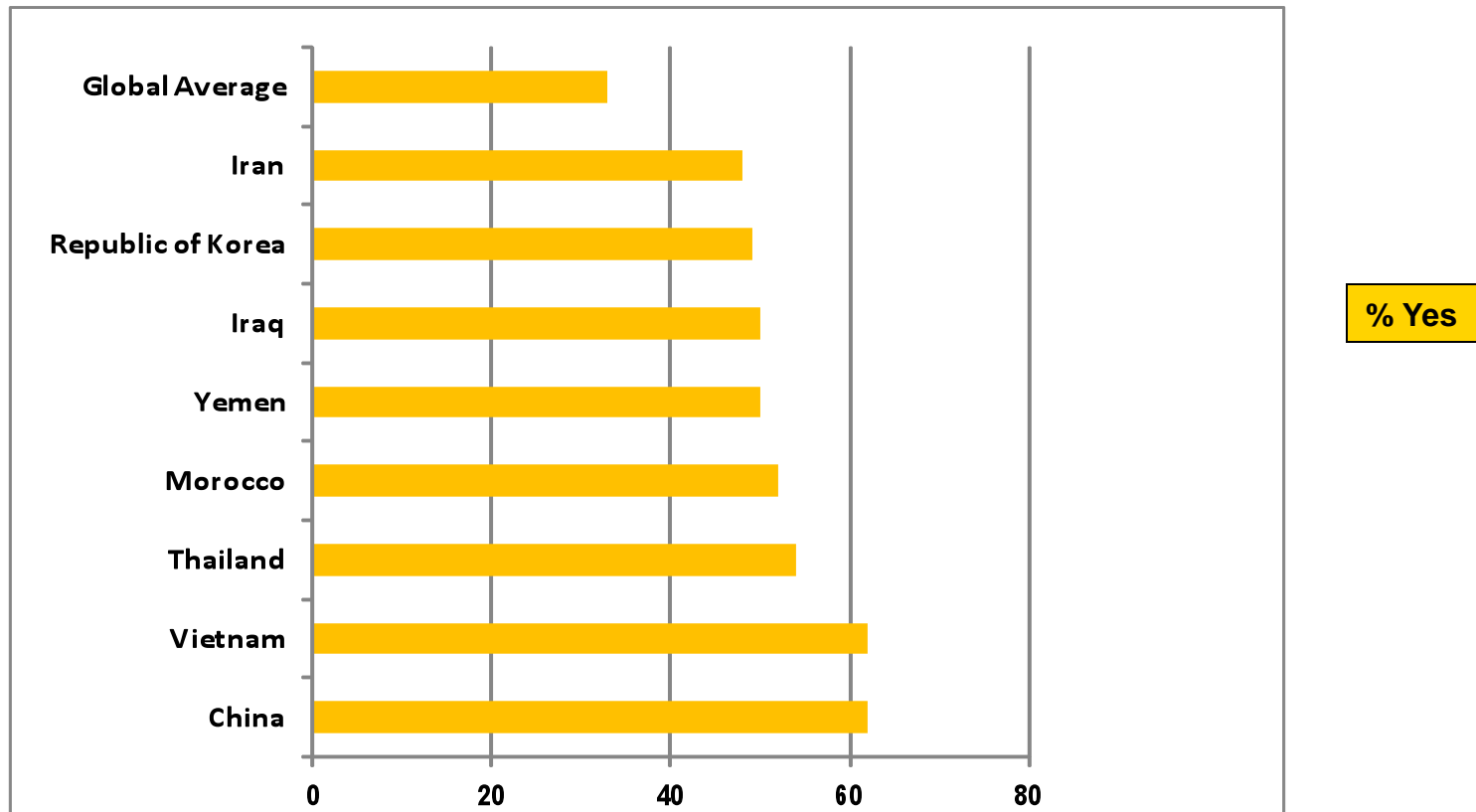
3 Strongest-Performing Nations:

- Lebanon (20%)
- United States (21%)
- Iraq (23%)



% Demand for Trafficked Women to be Sent Back to Home Country by Local Police

Question: Smugglers/Traffickers bring women to new countries to work for little or no money. If caught by the police, the woman should be *sent back* to their home country by police.



Data run from Feb.6, 2012 to April 9, 2012.
Country Samples >150 only here.
N = 288,142 People in the World

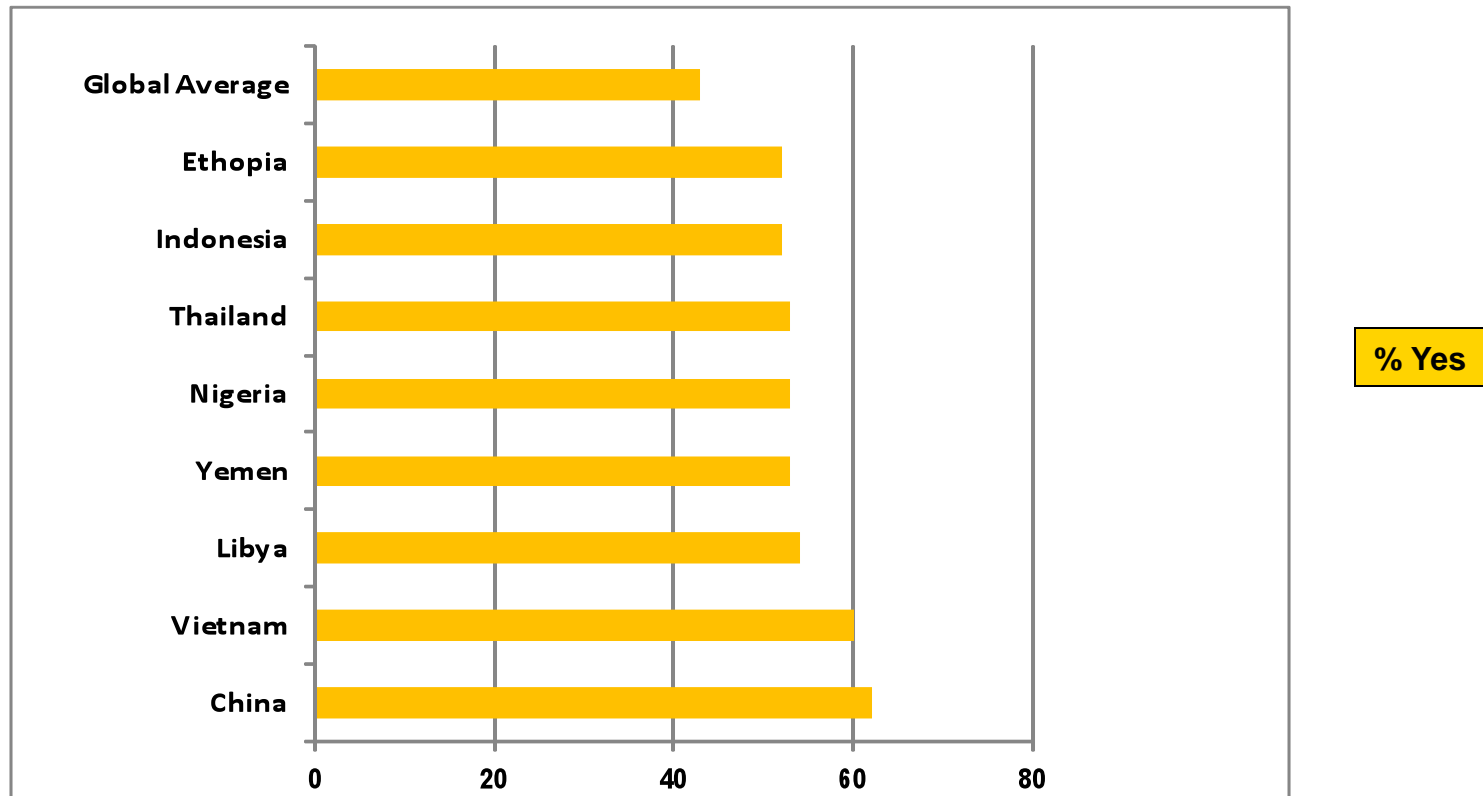
3 Nations Least Supportive of Sending Women Back:

- Guatemala (20%)
- United States (21%)
- Canada (22%)



Concern about People Stealing Online Personal Information

Question: Are you worried about someone stealing your information online?



% Yes

3 Most Aware Nations:

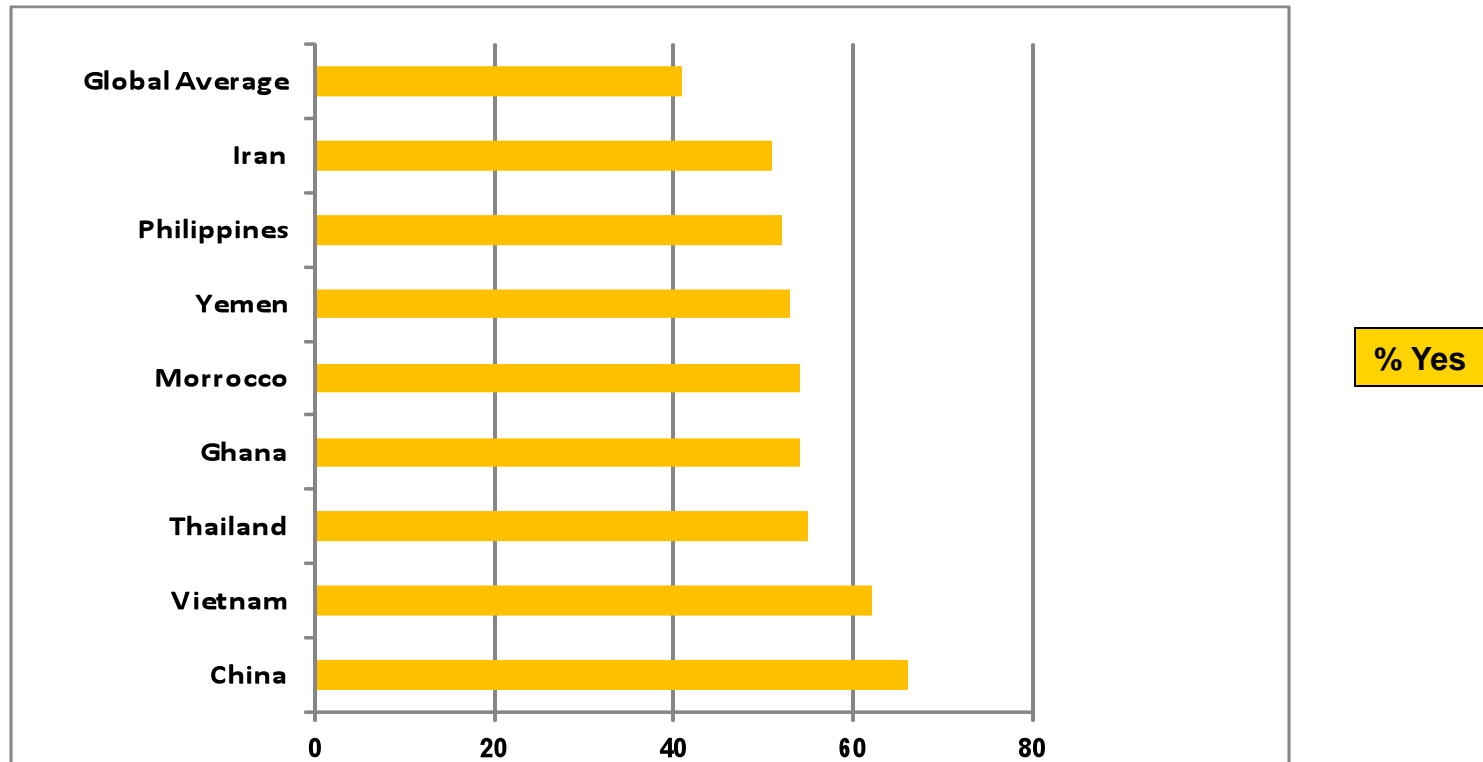
- China (62%)
- Vietnam (60%)
- Libya (54%)

Data run from Feb.6, 2012 to April 9, 2012. Country Samples > 150 only here.
N = 189,973 People in the World



Global Concern about People Stealing Credit Card Information

Question: Are you worried about someone stealing your credit card or the card information?



% Yes

3 Most Aware Nations:

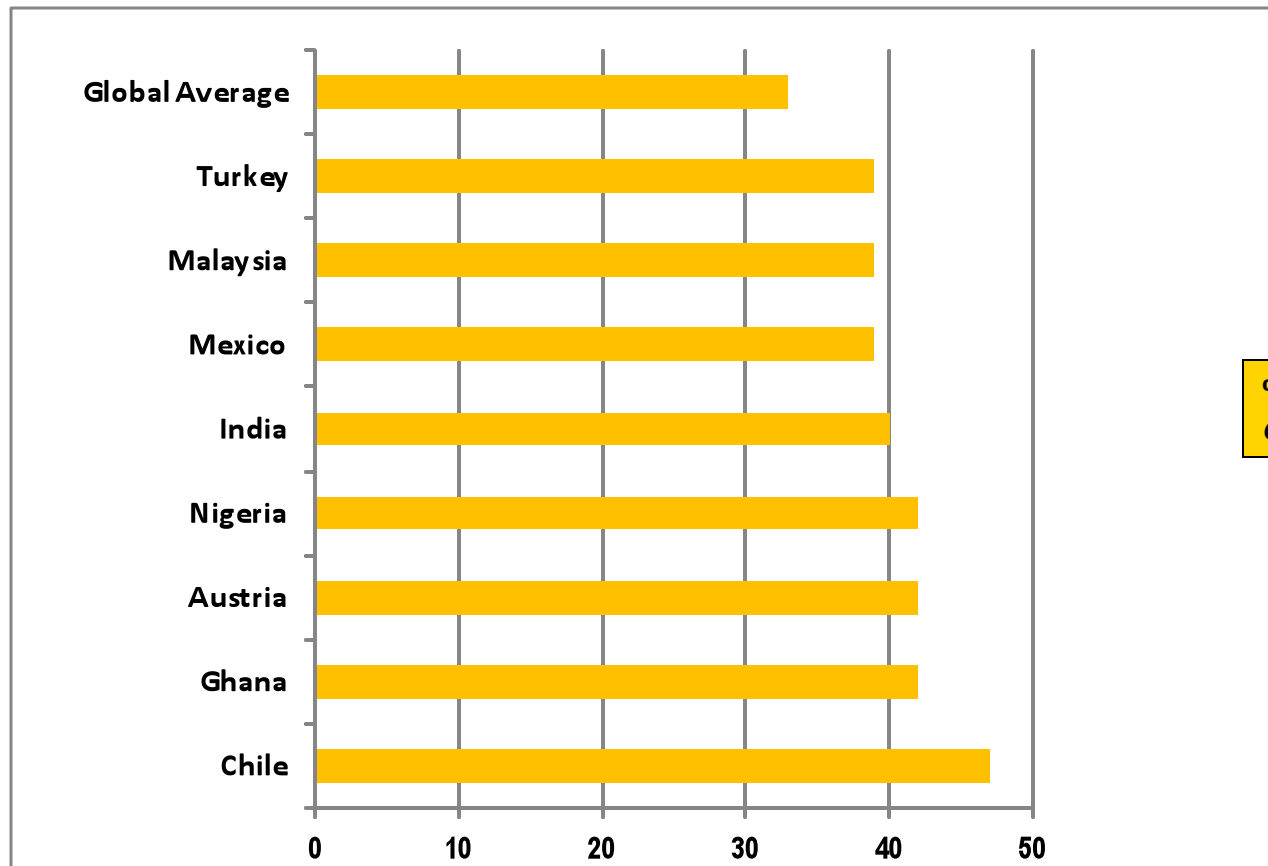
- China (66%)
- Vietnam (62%)
- Thailand (55%)

Data run from Feb.6, 2012 to April 9, 2012. Country Samples >150 only here.
N = 182,068 People in the World



Confusion about how the Criminal Justice System Works

Question: Do you know how the criminal justice system works?



% Who don't understand

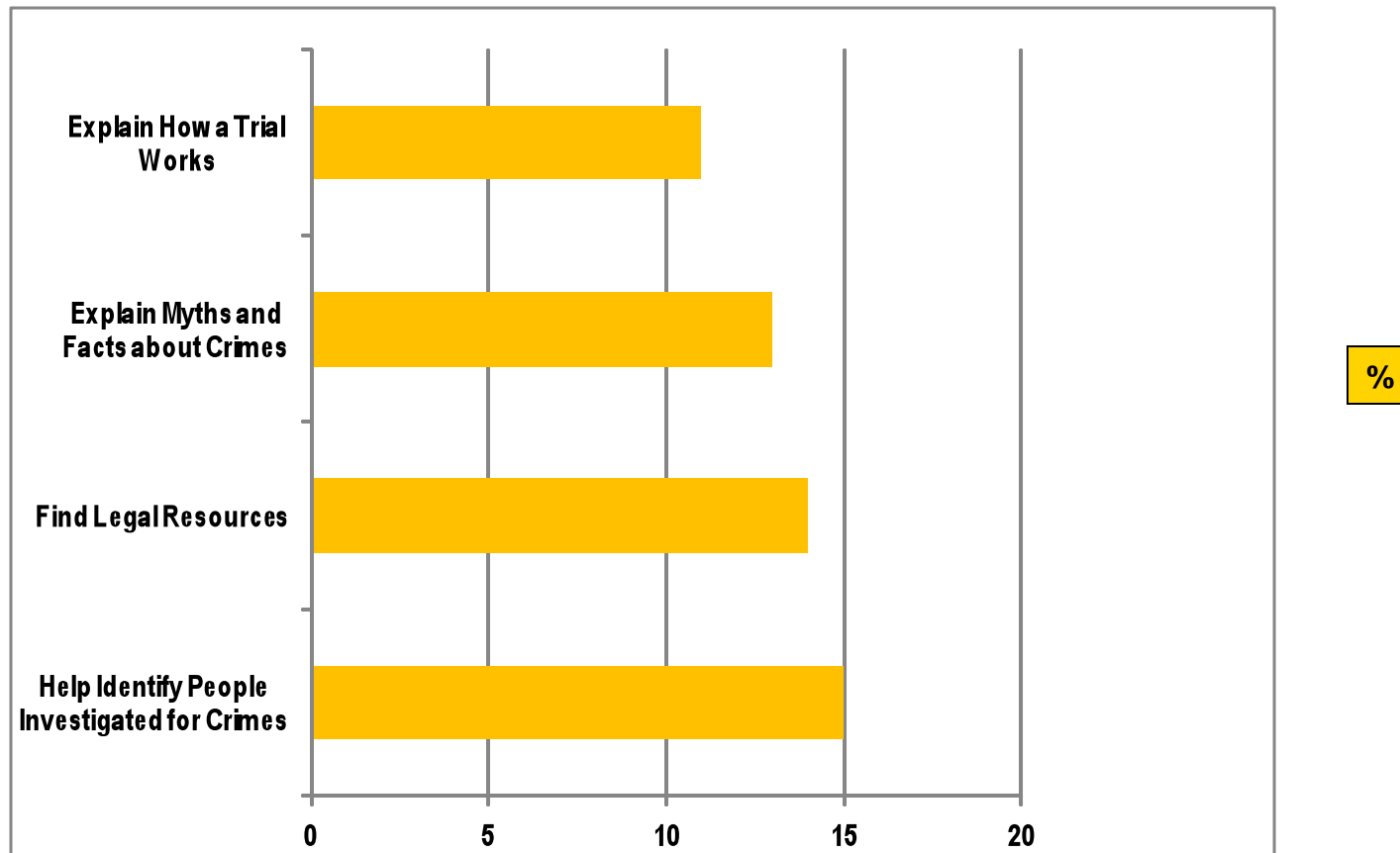
Data run from Feb.6, 2012 to April 9, 2012. Country Samples >150 only here. N = 175,619 People in the World

3 Nations that say they understand best:
▪ Vietnam (66%)
▪ China (65%)
▪ Yemen (58%)



Global Sense of Power of Social Media to Help Prosecutors

Question: What's the best way for prosecutors to use the Internet and social media to communicate with the public?



%

Data run from Feb.6, 2012 to April 9, 2012. Country Samples >150 only here.
N = 114,871 People in the World



Correlation between Political Freedoms and Understanding how Justice System Works

- Using the 2011 Freedom House data on Press Freedom, Economic Freedom and Level of Democratic Freedom in a Country, RIWI ran statistical tests to determine if there were any correlations between these findings and the IAP corruption index findings.
- We discovered that **a population's basic understanding of how the criminal justice system works is completely unrelated** to the degree to which there is freedom of the press, strong democratic freedom or the degree to which there is economic freedom.
- This important finding suggests that, even in very advanced nations economically and with strong freedoms of the press and political freedoms, there is still a very strong need to educate the public about how the criminal justice system works.

N=153 countries measured across economic, press and democratic freedoms (Freedom House, 2011) and measured in IAP-RIWI data.



Key Findings

1. Across the world, trust in calling the police to help is very low (<60%).
2. A high proportion of the population (e.g., China, Vietnam) may **say they do understand** how the criminal justice system works, but this does not mean that they perceive parts of their systems to be any less corrupt.
3. Over 40% of the world is worried about their credit card information being stolen or their personal information being stolen online.
4. Even relatively wealthy nations (e.g., United States) are worried about the power of local gangs.
5. Even in countries of high criminality (e.g., Nigeria), prosecutors and business are seen as less corrupt compared to other government workers.



About The RIWI Corporation: ***The next generation of global intelligence systems***

- **Capture Public Opinion:** 24/7, Random, Global
- **Educate and Engage:** 24/7, Random, Global
- **Data representative** of Internet population in each region

For Further Information:

Neil Seeman, JD, MPH

CEO, The RIWI Corporation

riwi.com

416.205.9984