

RIWI Corp.

CSE: RIW OTC: RWCRF

Global Trend-Tracking and Prediction Technology

Neil Seeman

Founder, Chief Executive Officer, Chief Privacy Officer

neil@riwi.com

+1 (416) 568-3113

September 27, 2019

riwi.com



Legal Disclaimer

This corporate presentation contains forward looking statements in respect of future events or the future financial performance of RIWI Corp. (the “Company”). Certain statements and information in this presentation may constitute forward-looking statements and forward-looking information within the meaning of applicable securities law. All statements, other than statements of historical fact, are forward-looking statements that reflect the Company’s current views with respect to future events and are necessarily based upon a number of assumptions and estimates that, while considered reasonable by the Company, are inherently subject to significant business, economic, competitive, political and social uncertainties and contingencies. Forward-looking statements involve known and unknown risks, uncertainties and other factors which may cause the actual results, performance or achievements to be materially different from any future results, performance or achievements expressed or implied by the forward-looking statements contained in this corporate presentation. The Company disclaims any obligation to update or review such information or statements, whether as a result of new information, future events or otherwise, except as required by law.

RIWI is the 5th fastest growing public company in Canada*

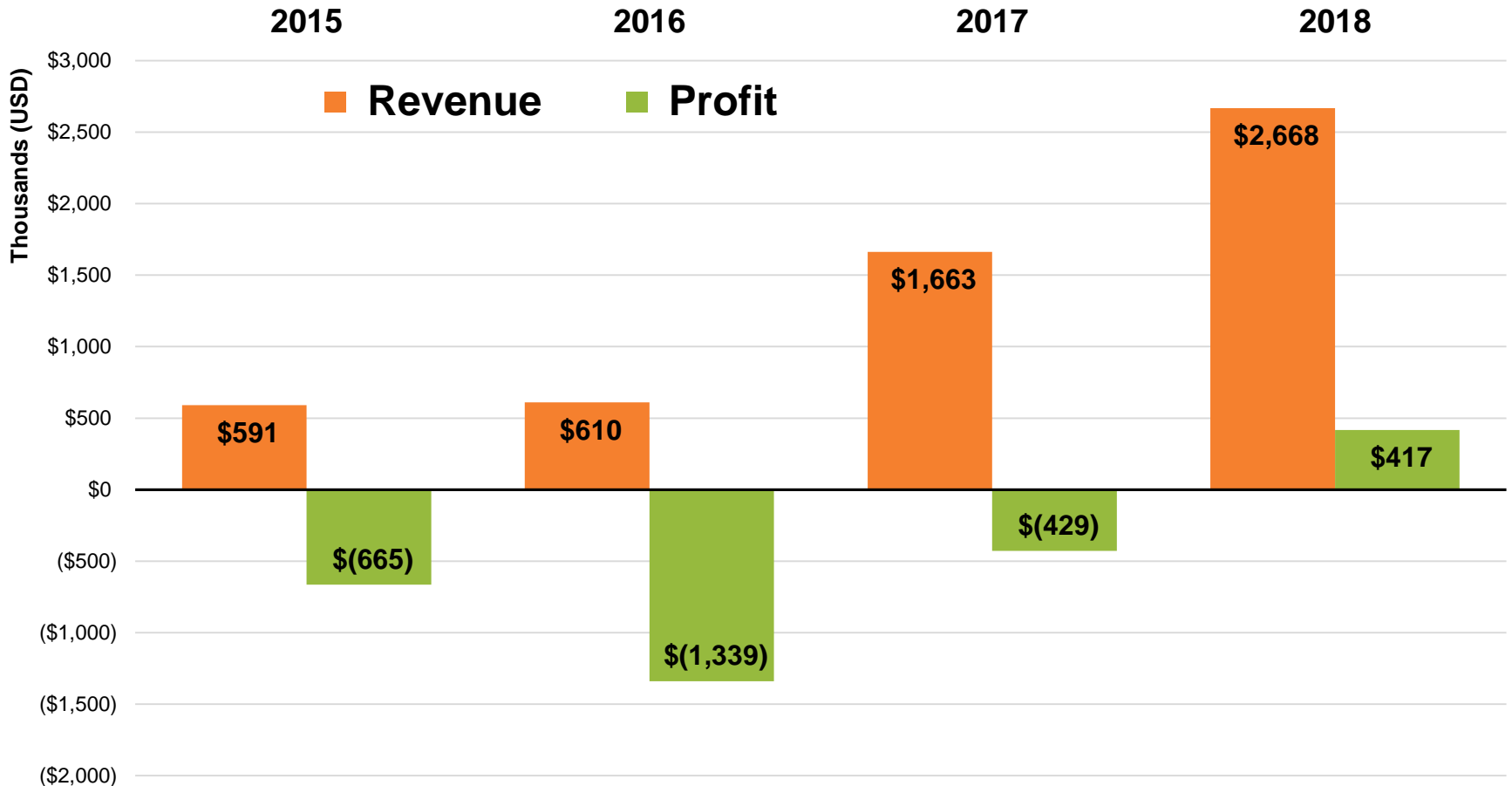
We achieved 351% revenue growth over the past three years.

In addition to top-line growth, RIWI is focused on:

1. Profits; and
2. Client diversity.

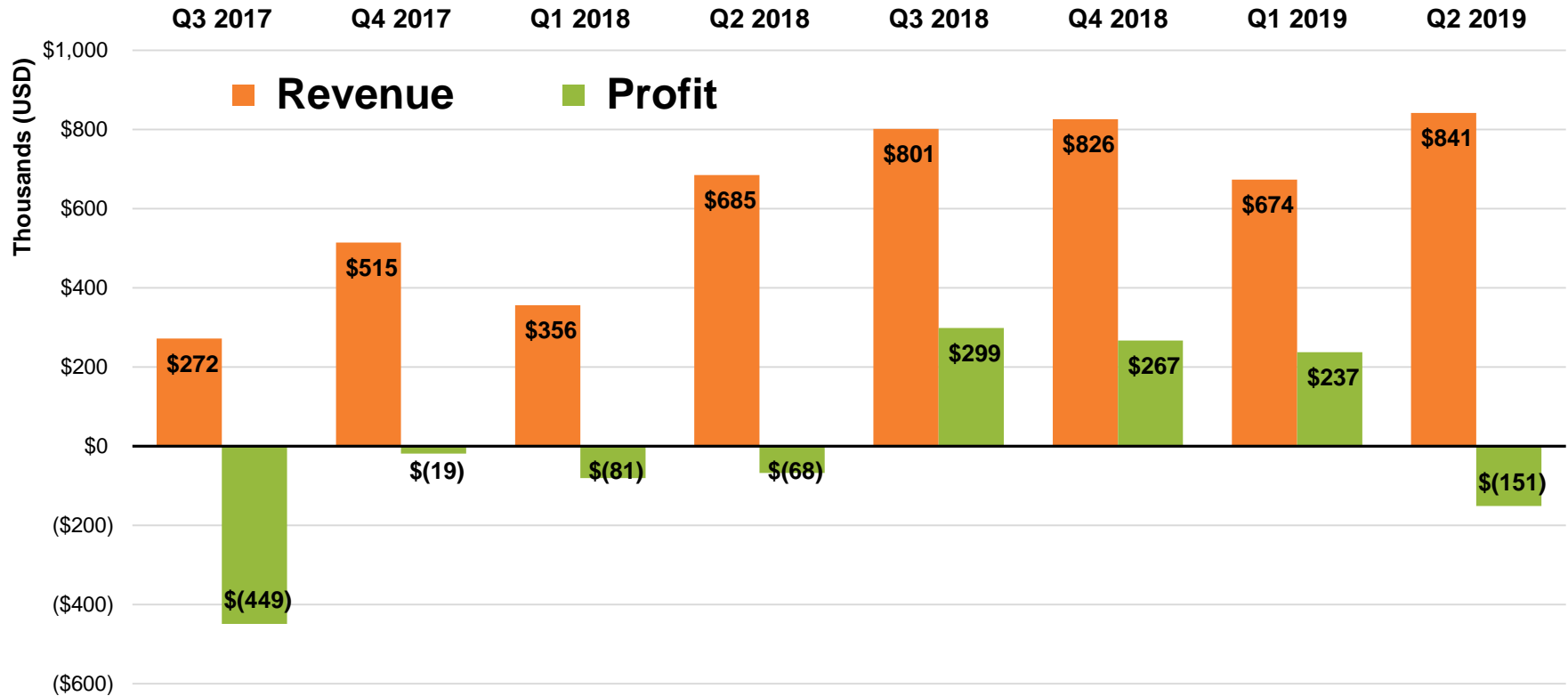
**The Globe and Mail: 2019 Report on Business ranking of Canada's Top Growing Companies.*

Annual Revenue and Profit Growth



* 2017 audited figures were adjusted to incorporate the change in revenue recognition policy.

Record Revenues in Recent Quarters



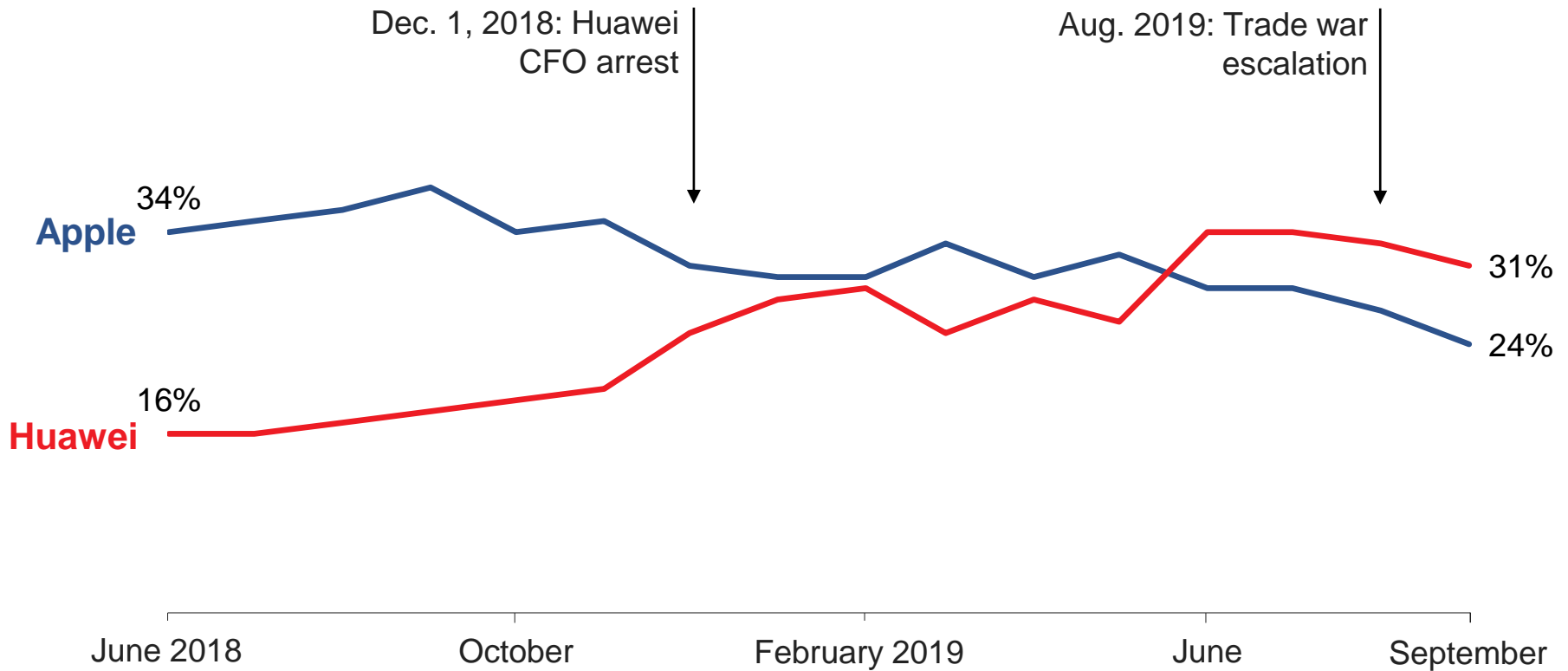
*Q2 2018 and Q2 2019 net losses of (\$68K) and (\$151K) respectively were caused by the non-cash share-based payment expense of \$327K and \$538K respectively for the annual stock option grant to its non-executive directors. RIWI's non-executive directors do not receive cash compensation. In Q3 2017, the non-cash share-based payment expense was \$265K.

RIWI invented global, continuous, agile and privacy-compliant data collection

- ✓ Reaches “quiet voices” to reliably predict outcomes.
- ✓ Never collects any personally identifiable information.
- ✓ Anonymous, non-incentivized answers ensure highest data quality.
- ✓ Global reach, including rural and urban areas, in closed societies.
- ✓ Continuous, real-time data feed to identify changes.
- ✓ Responses from >1.5 Billion devices, 229 countries & territories.

What is the impact of the informal Apple boycott?

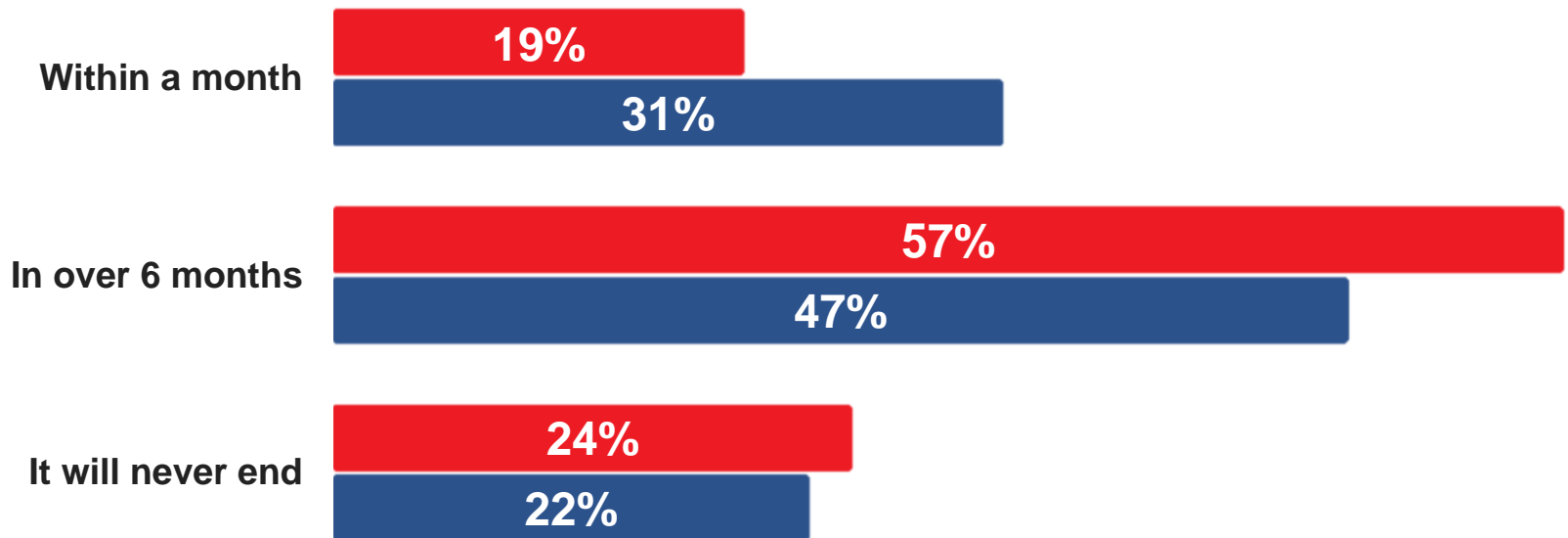
Which smartphone brand will you get next?



Source: RIWI data, continuous China tracking, monthly average, 33,497 smartphone users, data up to September 24, 2019.

Americans are more optimistic than Chinese when predicting end of trade war

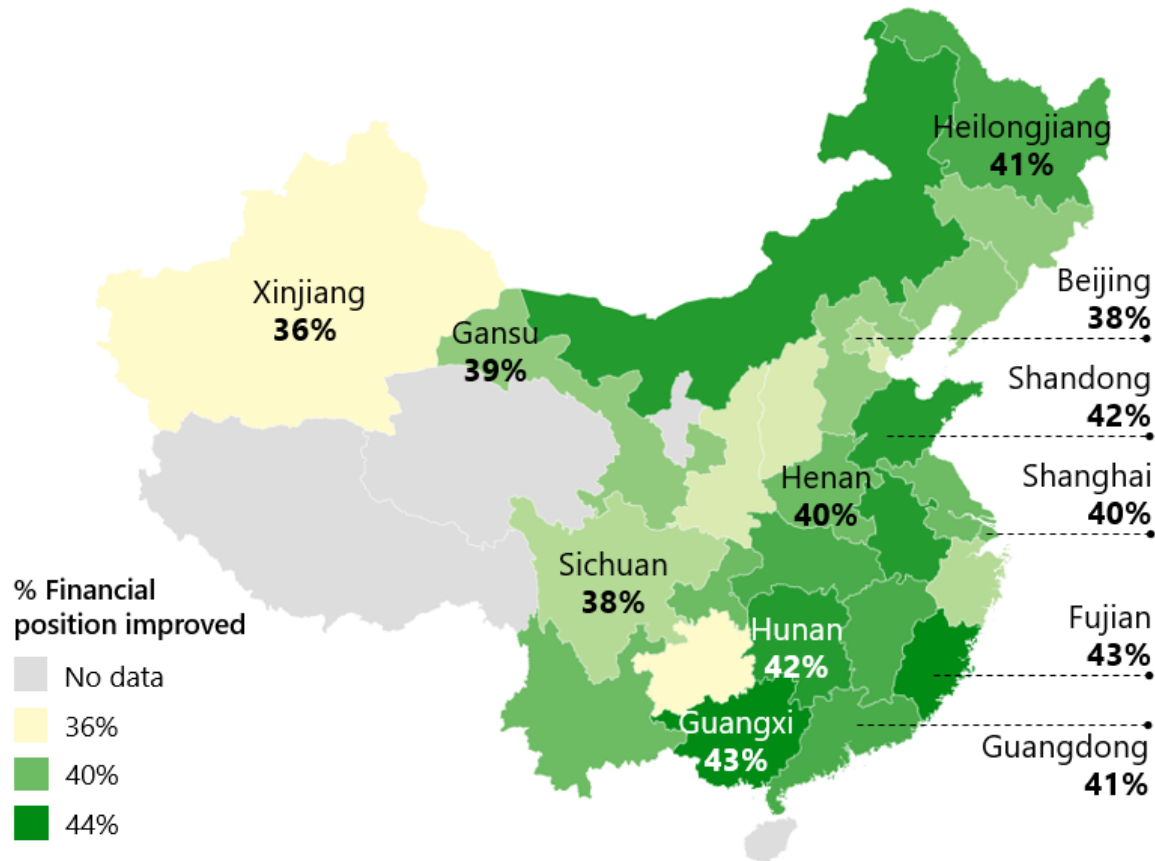
When do you expect the US-China trade war to end?
China vs. **United States**



Source: RIWI data, China and US tracking, August 9-30, 2019, 4,441 respondents representative of the online population.

Urban regions in China are more likely to believe their financial position has improved

My financial position has improved over the past year



Source: RIWI data, continuous China tracking, Mar 1-Sep 9, 2019, 31,551 randomly engaged respondents representative of the online population. Created with Datawrapper.

RIWI tracks and predicts significant events

A US hedge fund hired RIWI to predict eight of the most contentious Senate races in the November 2018 US midterm elections.

RIWI's continuous tracking was more accurate than conventional polls.

| | Florida | Indiana | Missouri | North Dakota | Montana | Nevada | New Jersey | West Virginia |
|-----------------|---------|---------|----------|--------------|---------|--------|------------|---------------|
| RIWI Prediction | Rep. | Rep. | Rep. | Rep. | Dem. | Dem. | Dem. | Dem. |
| Election result | ✓ | ✓ | ✓ | ✓ | ✓ | ✓ | ✓ | ✓ |

RIWI Corporate Information

CSE: RIW OTC: RWCRF

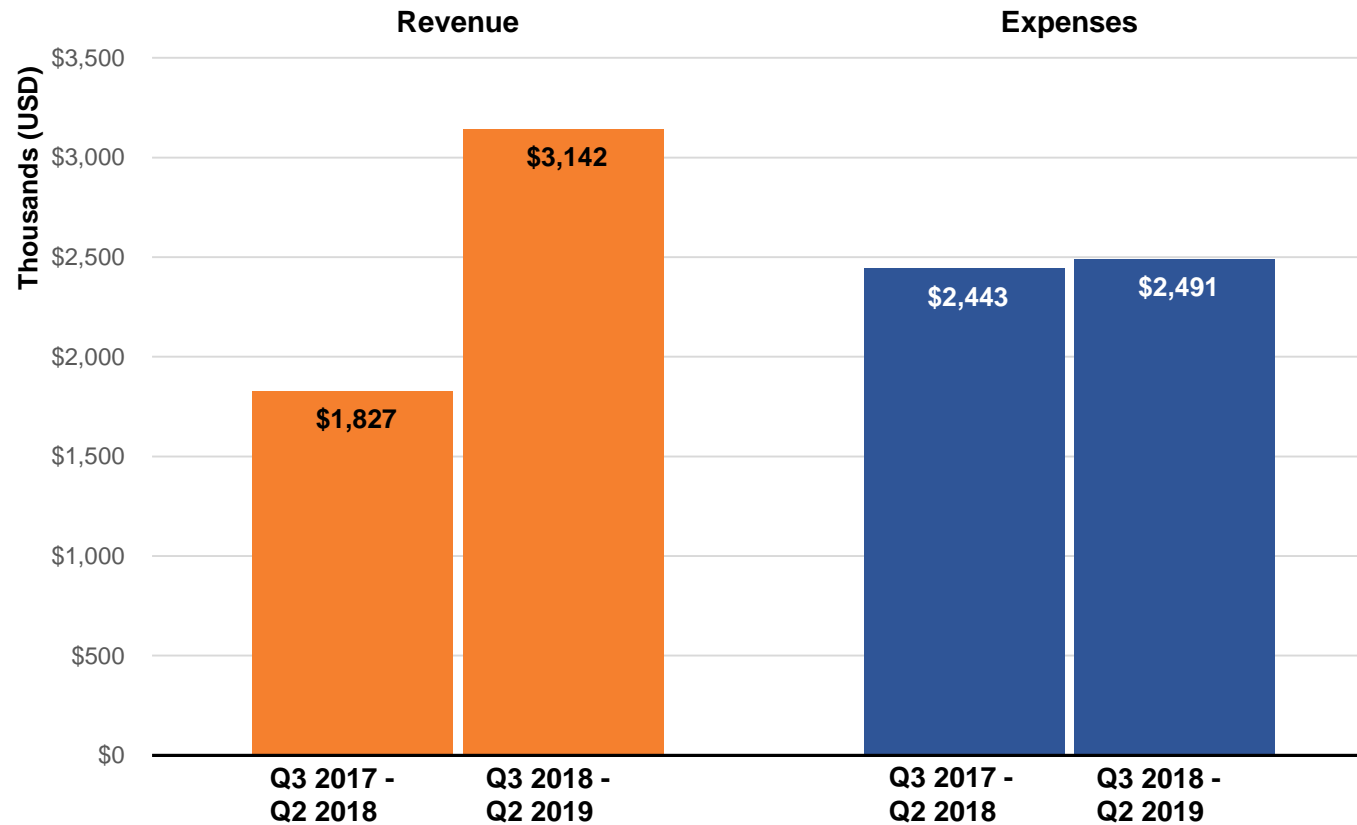
As at September 27, 2019

1. Common Shares issued and outstanding: 17,648,742
2. 52-week range: CAD \$1.00 to CAD \$3.50
3. Over US \$4 million raised to date
4. Directors and Officers own 57.5% of RIWI's common shares

RIWI's Cost Structure

Trailing 2 years (Q3 2017 – Q2 2018 vs. Q3 2018 – Q2 2019):

- a) Revenue increased significantly – growth of 72%
- b) Expenses only grew by 2%



Future Growth Plans

1. Hire amazing sales professionals.
2. Productize more offerings for the finance sector.
3. Integrate new and complementary data sets.
4. Increase targeted marketing to boost sales.
5. Expand sales presence in United States and UK.

Investor Contact Information

Neil Seeman
Chief Executive Officer

neil@riwi.com
+1 (416) 568-3113

Daniel Im
Chief Financial Officer

danielim@riwi.com
+1 (647) 274-7045